




# JOHN DEERE

## S660-S670-S680-S690

### START





- 1) Make sure brake pedals are locked together.
- 2) Make sure hydro handle is in the Neutral position, header engage switch is 'Off', and separator engage switch is 'Off'.
- 3) Retrieve key from cup holder and place in ignition.
- 4) Turn ignition key from 'Off' (A) to 'Run' position (B) and wait for display to beep. Then turn key to 'Start' position (C) to start engine.



**CAUTION:** Sound horn before starting engine to warn others to stay clear from machine.



**IMPORTANT:** To prevent starter damage, do not operate starter for more than 30 seconds at a time. If engine does not start, wait at least two minutes before trying again.



## MOVE

- 1) Place machine in transport setting by pushing button A. This will disable all hydraulic functions not related to the transmission, steering, and brakes.
- 2) Take machine out of 'Park' by pressing button B.



- ## STOP
- 1) Place the hydro handle in the 'Neutral' position.
  - 2) Select 'Slow' (G) engine speed
  - 3) Turn ignition key to the 'Off' (A) position.  
**IMPORTANT: Park brake will automatically engage when the engine stops.**
  - 4) Remove key from ignition and place it in the cup holder.

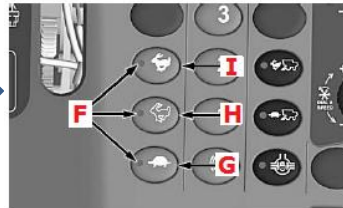
- 3) Select gear speed. The transport setting selected in step 1 will prevent operator from selecting 1<sup>st</sup> gear.

- a. C. 1<sup>st</sup> Gear (SLOW) (May not be able to select)
- b. D. 2<sup>nd</sup> Gear (MEDIUM)
- c. E. 3<sup>rd</sup> Gear (FAST) (May not be present on all machines)



- 4) Select Engine Speed. Indicator lights (F) will show the current speed selection.

- a. G. Slow
- b. H. Medium
- c. I. Fast



- 5) Move the hydro handle in the direction you wish to travel. Be sure to grip the handle from the side. Do not grip the handle from the top.  
**IMPORTANT: Further you move the handle the faster the machine will travel in that direction. Placing the hydro handle in the 'Neutral' will stop the machine and prevent it from moving.**



**Forward**

**Neutral**

**Reverse**

**DO NOT AT ANY TIME USE THE BRAKE PEDALS TO CONTROL THE SPEED OF THE MACHINE. BRAKES ARE FOR EMERGENCY STOPPING ONLY. USE HYDRO HANDLE TO CONTROL THE FORWARD AND REWARD MOTION OF THE MACHINE.**

**PAGE 2 OF 2**

CREATED 5/21/14