

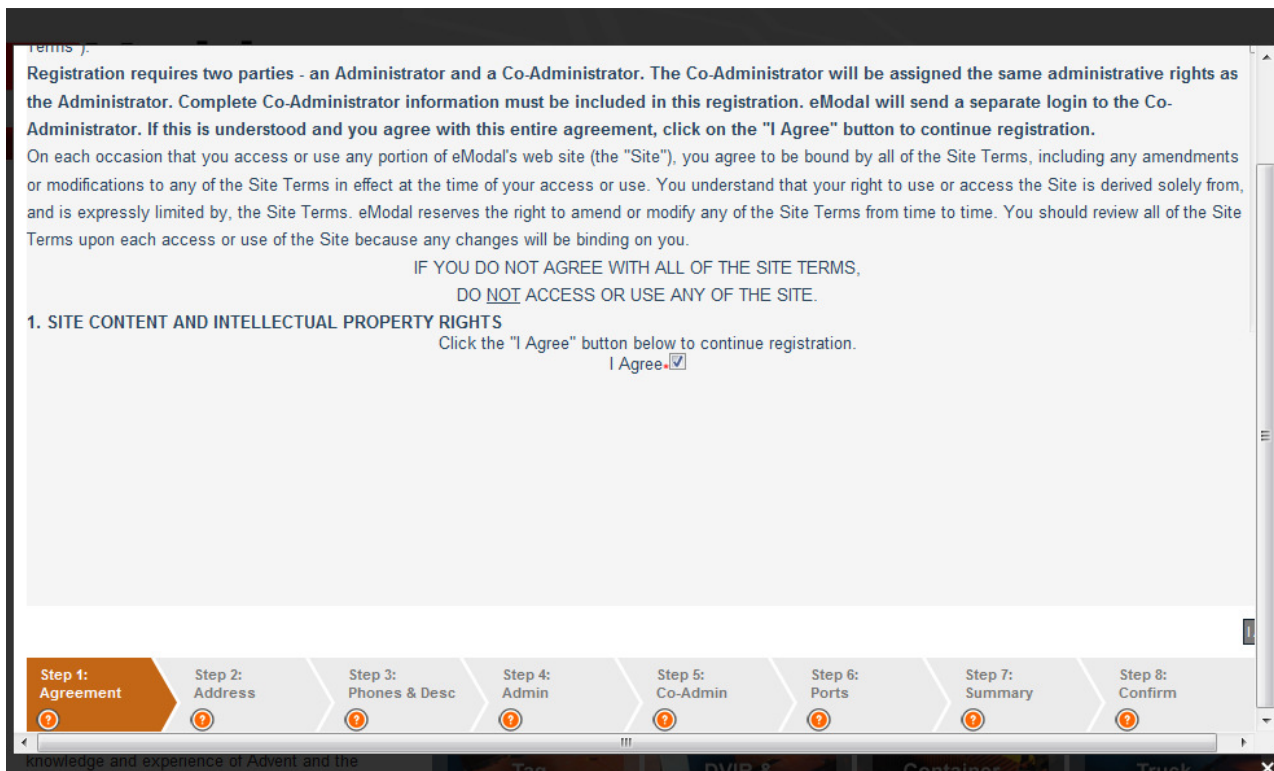
Baltimore Registration Process for TRUCKING COMPANY:

What you will need before you get started:

- ✓ Your company's SCAC code, (If you do not already have one, you need to go to www.nmfta.org there is a \$64 fee)
- ✓ Your company Name, Address, Contact info
- ✓ Your company's Motor Carrier Permit # or DOT#
- ✓ Your Driver's CDL
- ✓ Your trucks VIN, License Plate, Engine Fuel Type

Steps to Register your Company:

1. Click on the Red Register Now circle
2. Agree to terms of service, and click on "I Agree"



3. Pop-up advising that SCAC code is required for transportation providers, if customer does not have one, they cannot register, and they need to go to www.nmfta.org to apply for one. Click on OK to proceed.

Company Type*

SCAC Code

Tax ID Number

Enter MCP and/or USDOT

For the purpose of validating the SCAC you have entered, you will need to enter a value into either MCP or USDOT. You can enter in both values, if you know them.

US DOT Permit No.

Motor Carrier Permit No. MC

Company Name*

Address 1*

Address 2*

City*

Country*

State*

Zip Code*

Terminal Warning ✕

If you are a Trucking, Auto Carrier, or Towing Company you will need a valid SCAC code to enter the terminals. If you do not have a valid SCAC please contact the NMFTA at www.nmfta.org If you are a broker, freight forwarder, or consignee leave the USDOT, MCP, Tax ID, and SCAC code blank.

Back

Step 1: Agreement ▶ Step 2: Address ▶ Step 3: Phones & Desc ▶ Step 4: Admin ▶ Step 5: Co-Admin ▶ Step 6: Ports ▶ Step 7: Summary ▶ Step 8: Confirm

4. Company information to be input, *denotes required field, click on “Next” to proceed.
- a. Type of company, (Drayman, Logistics co, etc.). *
 - b. SCAC Code*
 - c. Either Motor Carrier Permit #, or US DOT #. *
 - d. Company Name*
 - e. Company Address*
 - f. City*
 - g. State*
 - h. Zip Code*

Company Information

Company Details

Company Type:

SCAC Code:

Tax ID Number:

Enter MCP and/or USDOT

For the purpose of validating the SCAC you have entered, you will need to enter a value into either MCP or USDOT. You can enter in both values, if you know them.

US DOT Permit No.:

Motor Carrier Permit No. MC:

Company Name & Address

Company Name:

Address 1:

Address 2:

City:

Country:

State:

Postal Code:

Back

Step 1: Agreement | Step 2: Address | Step 3: Phones & Desc | Step 4: Admin | Step 5: Co-Admin | Step 6: Ports | Step 7: Summary | Step 8: Confirm

your specific company's needs. Advent will also

5. Enter Telephone numbers*

Company Information (Continued)

Primary Business Phone

Country	Area Code	Local Number	Extension
United States	866	7583838	

Primary Fax Phone

Country	Area Code	Local Number	Extension
United States	866	758-3838	

Company Description

Back

Step 1: Agreement Step 2: Address **Step 3: Phones & Desc** Step 4: Admin Step 5: Co-Admin Step 6: Ports Step 7: Summary Step 8: Confirm

your specific company's needs. Advent will also

6. Enter Administrator and CoAdministrator name, contact number, email, password, and security question. (central mailboxes or distributions lists are ideal, in case personnel leave the company and the administrator duties need to be picked up by someone else)

Administrator Information

First Name

Last Name

Title

Admin Phone

Country Area Code Local Number Extension

Email

Preferred password

This is used in case you forget your password.

Secret Question

Secret Answer

[Back](#)

Step 1:
Agreement

Step 2:
Address

Step 3:
Phones & Desc

Step 4:
Admin

Step 5:
Co-Admin

Step 6:
Ports

Step 7:
Summary

Step 8:
Confirm

your specific company's needs. Advent will also
continue to offer our custom Lease and ControlPanel

Co-Administrator Information

First Name*

Last Name*

Title*

CoAdmin Phone

Country* Area Code* Local Number* Extension

Email*

Preferred password*

Back

Step 1: Agreement Step 2: Address Step 3: Phones & Desc Step 4: Admin **Step 5: Co-Admin** Step 6: Ports Step 7: Summary Step 8: Confirm

your specific company's needs. Advent will also
continue to offer our custom Linux and CentOS-based

7. Indicate whether or not you will be calling Baltimore or Philadelphia terminals.

Calling Ports Administration

Will you and/or your company be a user of Seagirt Marine Terminal and/or Dundalk Marine Terminal?•

Yes No

Will you and/or your company be a user of the Philadelphia Regional Port Authority's Greenwich Terminal?•

Yes No

Back


Step 1: Agreement Step 2: Address Step 3: Phones & Desc. Step 4: Admin Step 5: Co-Admin **Step 6: Ports** Step 7: Summary Step 8: Confirm

your specific company's needs. Advent will also

8. Review and Agree to Port of Baltimore security procedures.

eModal Already a member? Log in

Calling Ports Administration
Will you and/or your company be using the facility?
Yes No
Will you and/or your company be using the facility?
Yes No



Terminal/Facility Security Access Procedures

1. All trucking companies and drivers seeking access to a Maryland Port Administration ("MPA") terminal or facility ("Facility") must be fully registered with E Modal and Trucker Check prior to entering the Facility.
2. Each driver entering a Facility must display a valid Transportation Worker Identification Card ("TWIC")¹ issued in his/her name for unescorted access.
3. Each driver who does not possess a TWIC and seeks access to a Facility must present a valid alternative form of identification issued in his/her name from a government authority, employer, union, or trade association and make prior arrangements for an Approved Escort.
4. Each co-driver and helper accompanying a driver seeking entry to a Facility must possess a valid TWIC in his/her name. A Co-driver must also possess a valid Commercial Drivers License (CDL) in his/her name.
5. Fines up to \$25,000 per violation may be imposed for violations of the TWIC


I agree

Cancel << Back Next >> Finish

customized, hosted internally and branded to
Internet | Protected Mode: On

eModal Already a member? Log in

Calling Ports Administration
Will you and/or your company be using the facility?
Yes No
Will you and/or your company be using the facility?
Yes No



Please sign this agreement

You can sign this agreement by entering your name and your position in the fields provided below.

Name:

Position:

Date:

Cancel << Back Next >> Finish

customized, hosted internally and branded to
Inspections

9. Review and confirm or correct information.

Registration Summary

Company Information

Company Name	eModal Motors	[edit]
Company Type	Trucking/Drayage Company	
Address 1	www.emodal.com	
Address 2		
City	New Providence	
Country	United States	
State/Province	New Jersey	
Postal Code	86675-8383	
Phone	+1 (866) 7583838	
Fax	+1 (866) 758-3838	
SCAC Code	CFMM	
Tax ID Number		
US DOT Permit No.	8667583838	
Motor Carrier Permit No.		
Company Description		

(Note: In this space describe your regions, markets, and products you offer. This will appear in the on-line company directory.)

Administrator Information
The administrator is responsible for adding and administering vehicles for this company.

Back

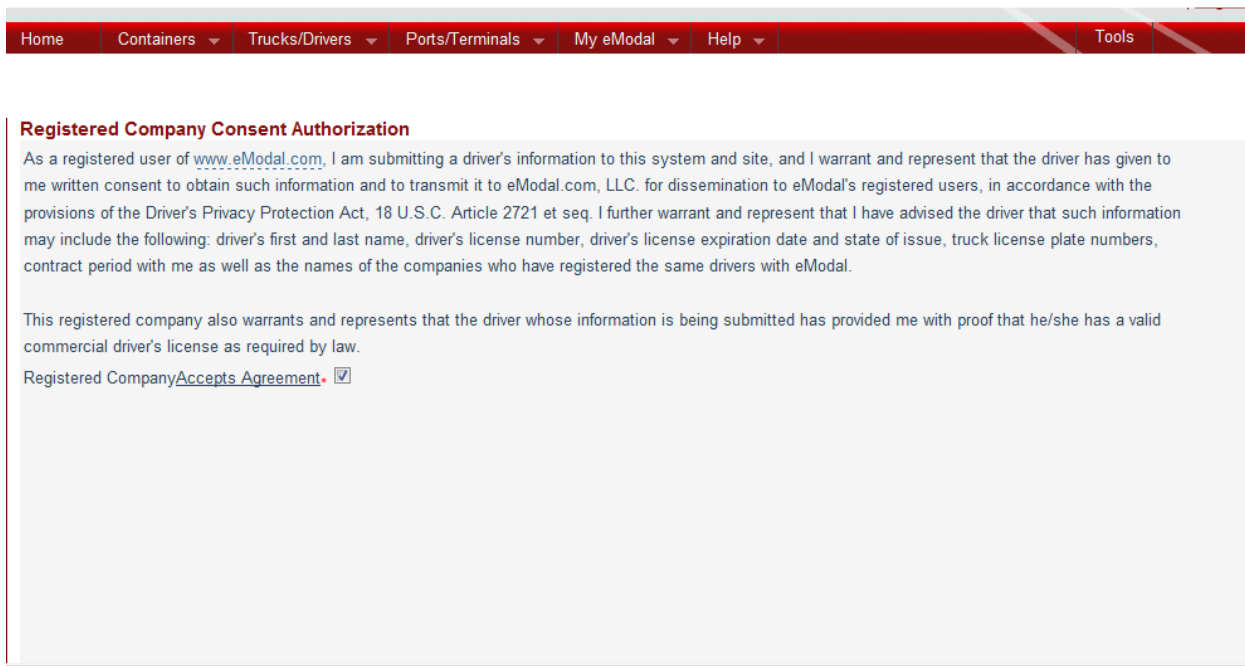
Step 1: Agreement Step 2: Address Step 3: Phones & Desc Step 4: Admin Step 5: Co-Admin Step 6: Ports **Step 7: Summary** Step 8: Confirm

your specific company's needs. Advent will also continue to offer our custom User and Control Panel

10. Please make sure “@emodal” is on your “Safe Senders” domain list. If not, you might not receive your confirmation email with your user ID and Password.



Adding a driver:



Input Driver's information, Driver's license state, License Number, Expiration date, driver's name, and appropriate contact numbers and email.

Driver Information

Commercial Drivers License

Country

State

CDL Number

CDL Expiration Date 

First Name

Middle Name

Last Name

Phone Number

Country Area Code Local Number Extension

Email

This driver has a TWIC card?

Back

Next

Step 1:
Consent

Step 2:
Driver Info

Step 3:
Contract & Certs

Step 4:
Ports

Step 5:
Truck

Step 6:
Summary

Step 7:
Confirm

If the driver does not have a contract expiration date, then check the box titled "Contract doesn't have expiration date". Choose appropriate Driver's License Class.

Driver Details

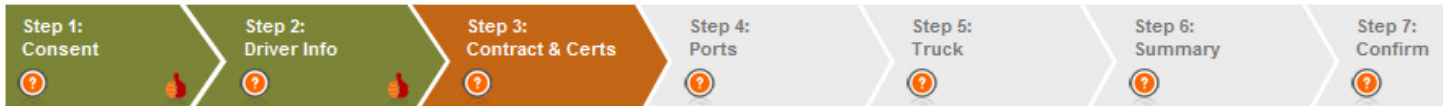
Contract Details

Contract doesn't have expiration date

Certifications

- Class A.
- Class B.
- Doubles.
- Hazardous.
- Tanker.
- Triples.

Back



Choose to which ports you want the driver's data sent:

Ports of Call

Port of Seattle

Port of Oakland

Port of Baltimore

Ports of Los Angeles and Long Beach

Port of San Diego

Port of Philadelphia

Has this driver read the required and agreed to follow the Port of Baltimore safety safety guidelines? Selecting "Yes" will open the safety guidelines.

Yes

No

Port of Hawaii

Back

Step 1:
Consent



Step 2:
Driver Info



Step 3:
Contract & Certs



Step 4:
Ports



Step 5:
Truck



Step 6:
Summary



Step 7:
Confirm



Input Truck information, VIN and License Plate number, and Fuel type.

Truck Information

VIN 

We are unable to validate this VIN. If you are sure that this VIN is correct, please contact eModal Customer Support We are unable to validate this VIN. If you are sure that this VIN is correct, please contact eModal Customer Support

Make

Model

Year

Country

State

Plate Number

Fuel Type

NOTE: A truck can be automatically filled in based on the VIN entered, or the Plate # and State chosen. If a truck is found based on the VIN, the Plate information will be automatically filled in, however, only the first plate on the truck is displayed.

Back

Step 1:
Consent



Step 2:
Driver Info



Step 3:
Contract & Certs



Step 4:
Ports



Step 5:
Truck



Step 6:
Summary



Step 7:
Confirm



ope